


# RESISTO

## H<sub>2</sub>O PRIMER

### PRIMER



Emulsion polymer based (water based) primer that is particularly recommended, when using a solvent-based primer is not recommended.

- Improves adhesion of self-adhesive membranes
- Easy and fast application
- Does not damage polystyrene

### PRODUCT PURPOSE

|               |                          |                       |
|---------------|--------------------------|-----------------------|
| Application   | Waterproofing complement |                       |
| Building Part | Roofing                  | Showers and bathrooms |
|               | Walls                    |                       |
| Substrates    | Wood                     | Concrete              |
|               | Polystyrene              | Gypsum                |

### PRODUCT CHARACTERISTICS

|                     |                                      |         |
|---------------------|--------------------------------------|---------|
| Installation Method | Paint brush                          | Sprayer |
|                     | Roller                               |         |
| Maximum exposure    | Once, dry, cover as soon as possible |         |

### PACKAGING

| Code  | Containers           | Indicative Covering   | Quantity per Pallet |
|-------|----------------------|---|---------------------|
| 30116 | 910 ml (0.25 US gal) | 0.1 to 0.3 l/m <sup>2</sup><br>(0.02 to 0.07 US gal/10 ft <sup>2</sup> )<br>Depending on the surface porosity | 648                 |
| 30112 | 3.78 l (1 US gal)    |   | 150                 |
| 30111 | 18.9 l (5 US gal)    |   | 36                  |




### PROPERTIES

| Properties                        | H <sub>2</sub> O PRIMER |
|-----------------------------------|-------------------------|
| Color                             | Blue                    |
| Specific gravity at 20 °C (68 °F) | 1.00 kg/L               |
| Solids by weight                  | 55%                     |
| Viscosity                         | 500 cP                  |

(All values are nominal)

## H<sub>2</sub>O PRIMER

### INSTALLATION

|                                 |  |  |         |
|---------------------------------|--|--|---------|
| Storage                         | Two years in its original closed packaging, in a cool, well-ventilated area. Store in a cool, dry place between 5 °C to 40 °C (41 °F to 104°F).  |  |         |
| Minimum Application Temperature | -4 °C (25 °F). The product must be at a minimum temperature of 10 °C (50 °F) before application.   |  |         |
| Tools Required                  |  Paint brush  |  | Sprayer |
|                                 |  Roller   |  |         |
| Surface preparation             | The substrate must be clean and free of dust, grease or other contaminants.  |  |         |
| Installation                    | <ol style="list-style-type: none"> <li>1. Mix the product before and during application.</li> <li>2. Apply the product according to the chosen method.</li> <li>3. Allow the primer to dry before installing the waterproofing membrane.</li> <li>4. The primer is dry when sticky to the touch, but not messy.</li> </ol> |  |         |
| Drying time                     | Between 30 minutes and 3 hours, depending on ambient temperature and the amount applied.   |  |         |
| Cleaning                        | Clean wet tools with water. When the primer is dry, clean with solvents (mineral spirits, paint thinner, xylene, etc.).  |  |         |
| Tricks / Tips                   | For greater efficiency, install the membrane or the sealing strip as soon as the primer is dry.  |  |         |
| Recommendations/<br>Limitations | The membranes should be installed the same day as the application. Not suitable for plastic surfaces such as vinyl siding, or panels with a water-repellent surface treatment. Do not use to seal the self-adhesive membrane joints, as a coating between two membranes or asphaltic panels.                               |  |         |
| Warnings                        | Keep out of the reach of children. Properly close the container after each use. Keep out of the sun and away from ignition sources. Do not pour residues in drains.  |  |         |

